

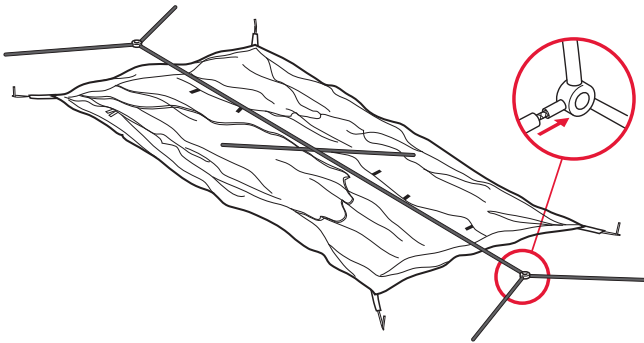


HUBBA NX

Assembly Instructions

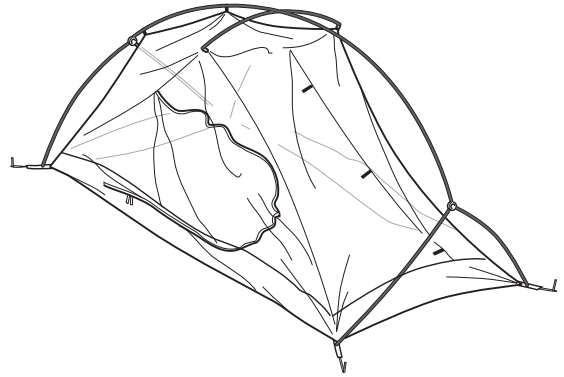
1 PREPARE FOR SETUP

1. Stake out four corners tightly.



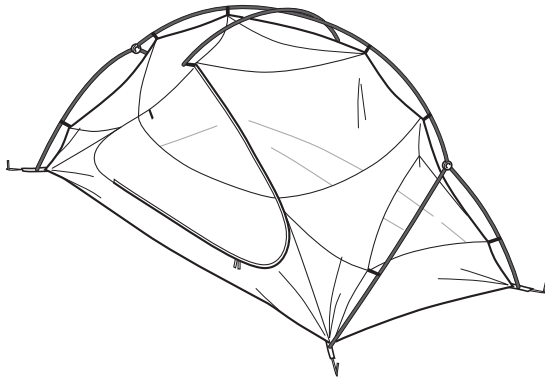
2 ATTACH HUBBED POLES

1. Insert pole tips into tent floor grommets.
2. Insert short ridge pole into grommets above doors.



3 SETUP VESTIBULE

1. Attach clips to tent pole.



4 STAKE VESTIBULE

1. Lay rainfly over tent, aligning webbing to same color stake loops. Insert short pole tips into rainfly grommets.
2. Stretch out vestibules till taut, stake down.

